

Data	Own eggs IVF/ICSI results	Donor eggs results	IUI/DI results	Other treatments results
------	---------------------------	--------------------	----------------	--------------------------

## Clinica Bau - Cordoba

### Started cycles

Cycles for fresh fertilization	Cycles with cryopreserved embryos
< 100	100-500

*Number of cycles in which the patient receives medication for ovarian stimulation, or ultrasound monitoring in the case of natural or replacement cycles.*

### Results grouped by age of the woman

	The probability of pregnancy by embryo transfer in fresh	The probability of pregnancy by cryopreserved embryo transfer
Under 35 years	13.3 - 100	24.6 - 59.3
35 to 39 years	Does not apply	17.5 - 41.8
Over 40 years	Does not apply	0 - 25.7

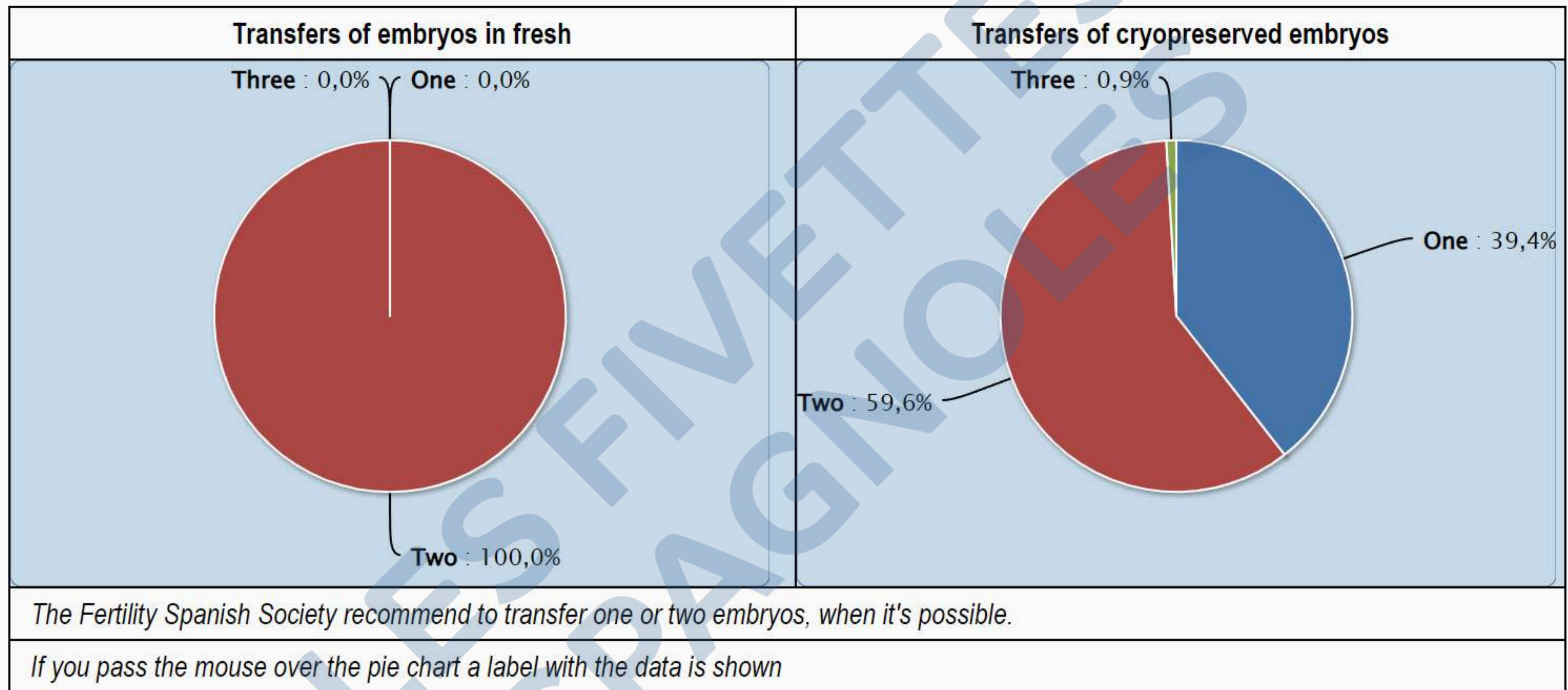
*The comparison of results between different clinics could be misleading due to differences in types of patient and treatment. Most clinics perform around the national average.*

### Embryo implantation rate

Transfers of embryos in fresh	Transfers of cryopreserved embryos
0 - 44.8	14 - 25.8

*The probability of transferred embryo to nest in the matrix*

### Percentage of embryos transferred



### Gestation types of transfers of embryos in fresh

	Transferring a single embryo	Transferring 2 embryos	Transferring 3 embryos
Single gestations	Does not apply	100%	Does not apply
Twins gestations	Does not apply	0%	Does not apply
Triple or greater gestations	Does not apply	0%	Does not apply

*A single pregnancy is the best outcome of fertility treatments.*

### Gestation types of transfers of embryos cryopreserved

	Transferring a single embryo	Transferring 2 embryos	Transferring 3 embryos
Single gestations	100%	85%	Does not apply
Twins gestations	0%	15%	Does not apply



Data	Own eggs IVF/ICSI results	Donor eggs results	IUI/DI results	Other treatments results
------	---------------------------	--------------------	----------------	--------------------------

## Clinica Bau - Cordoba

### Donated oocytes reception cycles

Cycles for fresh fertilization	Cycles with cryopreserved embryos
< 100	< 100
<i>In vitro fertilization cycles where the oocytes are provided by a donor.</i>	

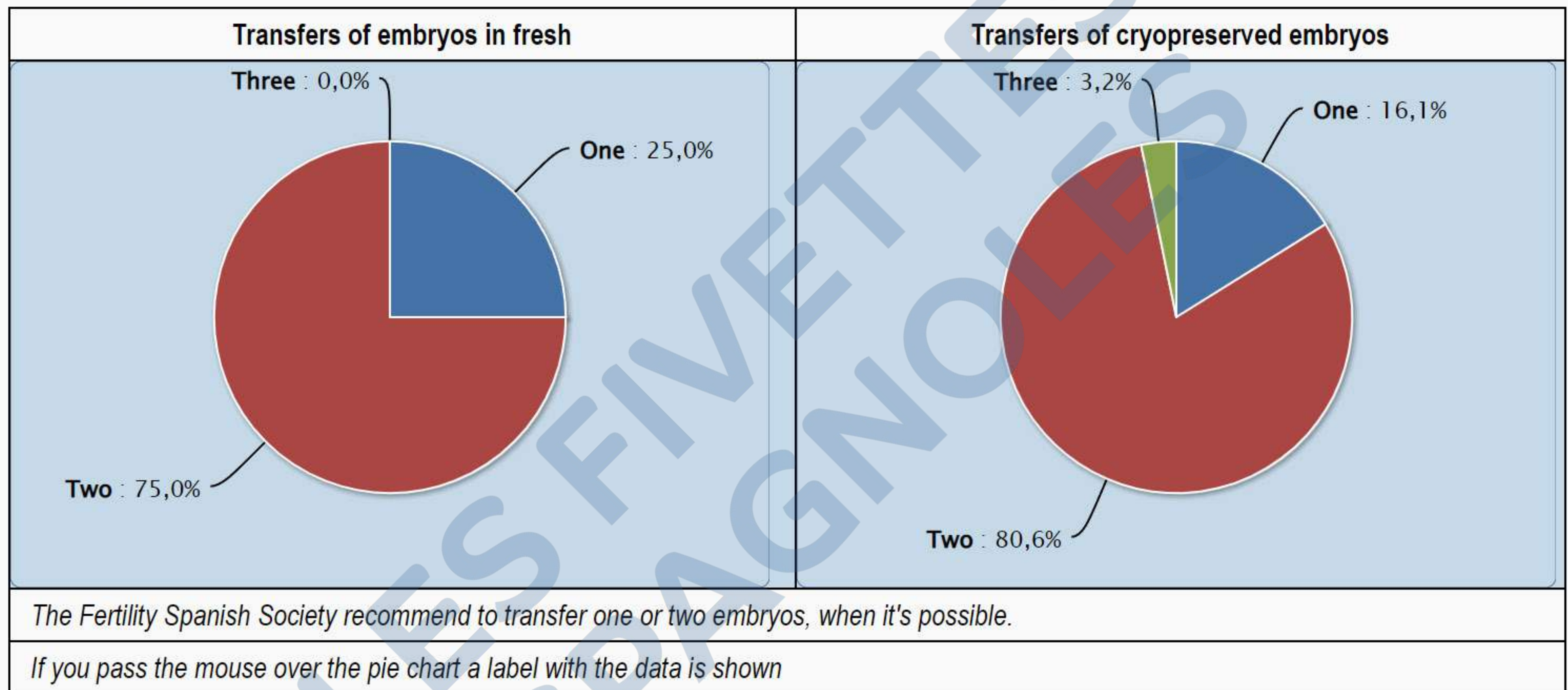
### Results grouped by age of the receiving woman

	The probability of pregnancy by embryo transfer in fresh	The probability of pregnancy by cryopreserved embryo transfer
Under 35 years	Does not apply	Does not apply
35 to 39 years	Does not apply	0 - 46.5
Over 40 years	0 - 100	0 - 19.4
<i>The comparison of results between different clinics could be misleading due to differences in types of patient and treatment. Most clinics perform around the national average.</i>		

### Embryo implantation rate

Transfers of embryos in fresh	Transfers of cryopreserved embryos
0 - 40.2	0 - 10.9
<i>The probability of transferred embryo to nest in the matrix</i>	

### Percentage of embryos transferred



### Gestation types of transfers of embryos in fresh

	Transferring a single embryo	Transferring 2 embryos	Transferring 3 embryos
Single gestations	100%	Does not apply	Does not apply
Twins gestations	0%	Does not apply	Does not apply
Triple or greater gestations	0%	Does not apply	Does not apply
<i>A single pregnancy is the best outcome of fertility treatments.</i>			

### Gestation types of transfers of embryos cryopreserved

	Transferring a single embryo	Transferring 2 embryos	Transferring 3 embryos
Single gestations	Does not apply	100%	Does not apply
Twins gestations	Does not apply	0%	Does not apply
Triple or greater gestations	Does not apply	0%	Does not apply



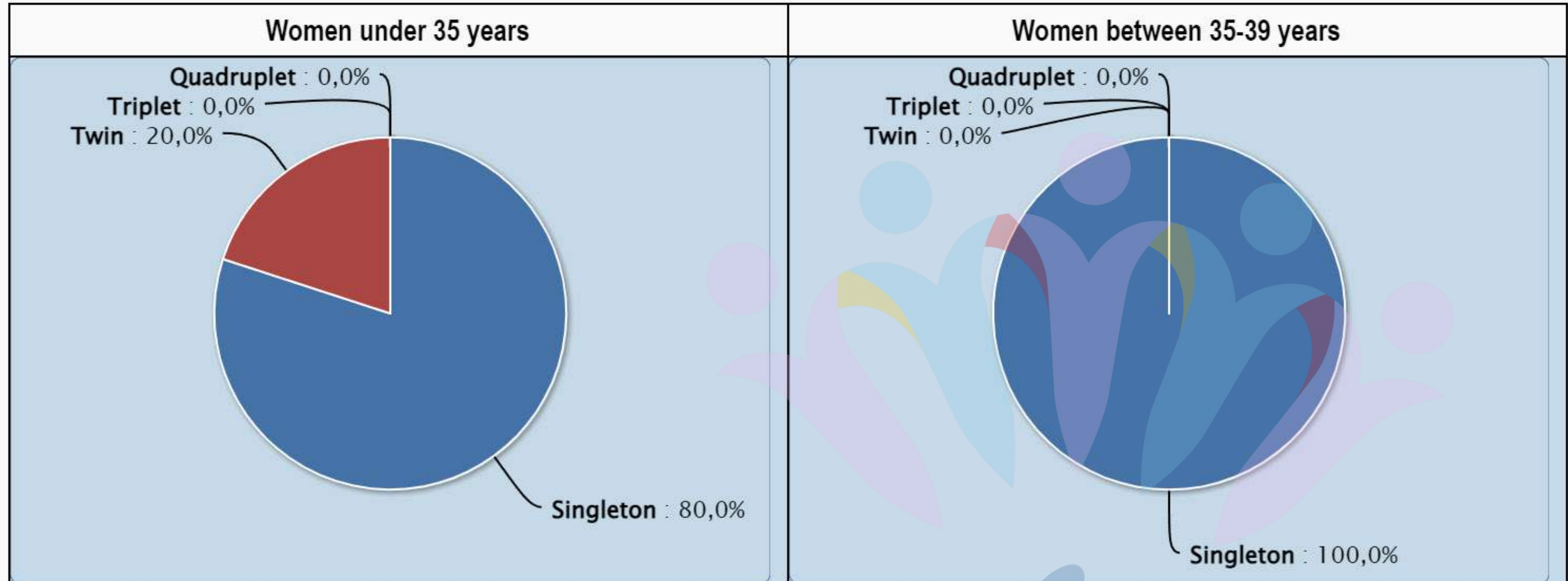
Data	Own eggs IVF/ICSI results	Donor eggs results	IUI/DI results	Other treatments results
------	---------------------------	--------------------	----------------	--------------------------

## Clinica Bau - Cordoba

### IUI cycles in women under 40 years

	Women under 35 years	Women between 35-39 years
Pregnancy rate per cycle ranges between	16 - 74.9	0 - 28.6
<i>In intrauterine insemination, the sperm provided by the male partner is placed in the patient's uterus</i>		

### Type of pregnancies in IUI



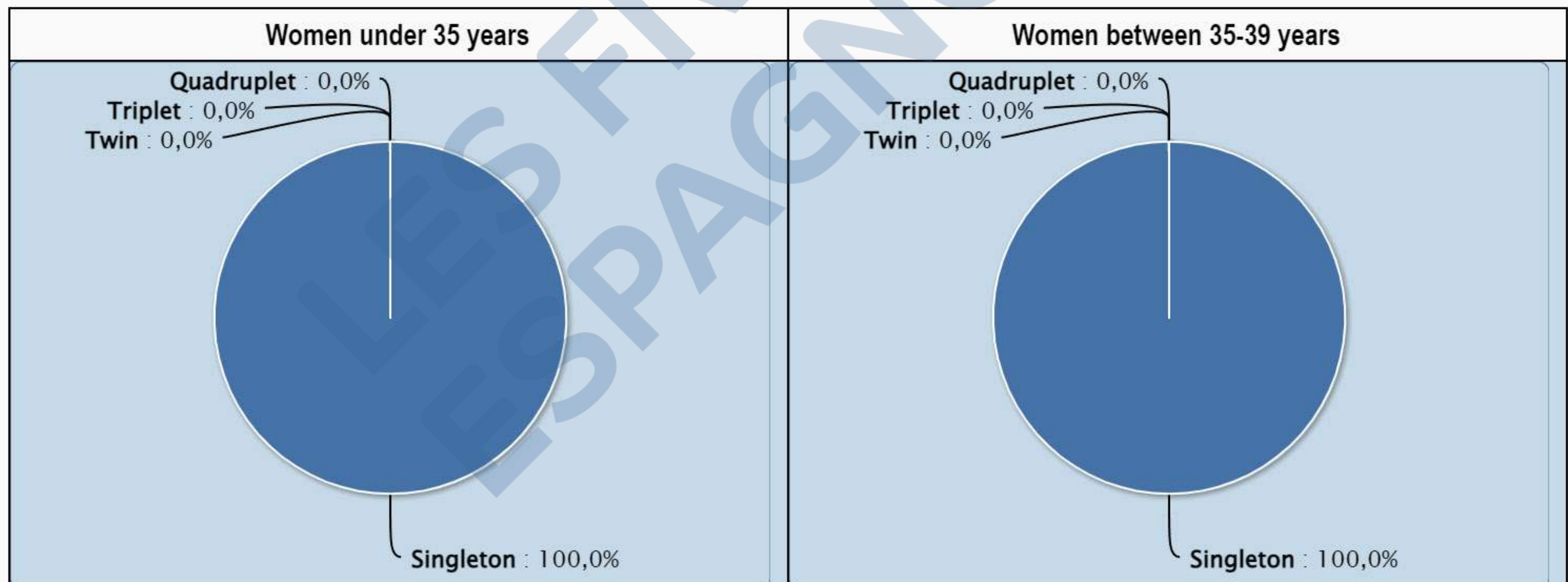
*A single pregnancy is the best outcome of fertility treatments.*

*If you pass the mouse over the pie chart a label with the data is shown*

### DI cycles in women under 40 years

	Women under 35 years	Women between 35-39 years
Pregnancy rate per cycle ranges between	0 - 55.1	0 - 67.4
<i>In donor insemination, donated sperm is placed in the patient's uterus.</i>		

### Type of pregnancies in DI



*A single pregnancy is the best outcome of fertility treatments.*

*If you pass the mouse over the pie chart a label with the data is shown*





Data	Own eggs IVF/ICSI results	Donor eggs results	IUI/DI results	Other treatments results
------	---------------------------	--------------------	----------------	--------------------------

## Clinica Bau - Cordoba

### Preimplantational genetic diagnosis

	Transfers of embryos in fresh	Transfers of cryopreserved embryos
The probability of pregnancy by transfer ranges between	Does not apply	Does not apply
<i>Preimplantational genetic diagnosis: In vitro fertilization treatment performed with embryos that have been subject to genetic analysis.</i>		

### Devitrified own egg cycles

	Transfers of embryos in fresh	Transfers of cryopreserved embryos
The probability of pregnancy by transfer ranges between	Does not apply	Does not apply
<i>Frozen egg cycles: In vitro fertilization treatment performed with frozen eggs. In a second stage, the eggs are defrost and fertilized.</i>		

### Devitrified Egg donor

	Transfers of embryos in fresh	Transfers of cryopreserved embryos
The probability of pregnancy by transfer ranges between	2.5 - 64.1	0 - 67.4
<i>Frozen egg cycles: In vitro fertilization treatment performed with frozen eggs. In a second stage, the eggs are defrost and fertilized.</i>		

### Embryos donation

	Transfers of cryopreserved embryos
The probability of pregnancy by transfer ranges between	Does not apply
<i>Embryos donation: The donated embryos are provided by couples subjected to In vitro fertilization.</i>	

### Sperm donation

	Transfers of embryos in fresh	Transfers of cryopreserved embryos
Pregnancy probability by embryo transfer ranges between	Does not apply	0 - 28.6
<i>Sperm donation: In vitro fertilization treatments where the used sperm is provided by donors.</i>		



How to interpret the data of a center

LES FIVETTES  
ESPAGNOLES